

Oakdale Police Department



Predatory Offender Community Notification and Education Packet

Overview of Community Notification Law

What is Community Notification?

Prior to release from prison, all predatory offenders are assessed by a panel of experts to determine how likely they are to sexually re-offend. "Level III" is a risk assessment assigned to a convicted predatory offender that is considered a high risk for re-offense. Community Notification is the process of informing the public when a Level III Predatory Offender is released from custody or when they relocate.

Why notify the community?

In 1996 the Minnesota State Legislature charged local law enforcement agencies with the responsibility of notifying their communities when a Level III Predatory Offender moves into their jurisdiction. The legislature found that, "...if members of the public are provided adequate notice and information about a predatory offender who has been or is about to be released from custody and who lives or will live in or near their neighborhood, the community can develop constructive plans to prepare themselves and their children for the offender's release."

Who is notified?



**LEVEL 1: LOW RISK
FOR REOFFENSE**

Law enforcement:

May notify other law enforcement agencies

Shall notify any victims of, or witnesses to, the offense who have requested disclosure.



**LEVEL 2: MODERATE RISK
FOR REOFFENSE**

In addition to Level I notification, law enforcement may notify:

The staff members of establishments and organizations that serve individuals likely to be victimized by the offender (including schools or licensed day care centers).

Individuals likely to be victimized, based on the offender's victim preference or pattern of offending.



**LEVEL 3: HIGH RISK
FOR REOFFENSE**

In addition to Level 2 notifications, law enforcement may notify:

Other members of the community whom the offender is likely to encounter, specifically, those who live within a 3 block radius of where the offender is or will be residing.

How are people notified?

When a Level III Predatory Offender moves into a neighborhood, after his or her address has been verified, a community meeting is organized. The meeting takes place within the same neighborhood the offender will be/is residing in. A press release is sent out to inform the community of the meeting. In addition, citizens and businesses located within a determined radius of the offender will receive a letter notifying them of the meetings' time and location.

At the meeting, community members are provided information about the Community Notification Law, personal safety tips, the rights and responsibilities of the offender, and have the opportunity to ask a panel of experts any questions they may have. Those attending will also receive an offender fact sheet containing a photo of the offender, their name, the approximate location they will be/are residing, as well as a brief description of their offense.

Behavioral Indicators of Men or Women who have Molested Children

Caution:

*Some people who have molested or plan to molest a child exhibit **no** observable behavior pattern that would be a clue to their future actions.*

Persons who molest children:

1. Are aware, in many cases, of their preference for children before they reach age 18.
2. Are mostly adult males, but some women also molest children.
3. Are usually married. A small number never marry and maintain a lifelong sexual and emotional interest in children.
4. May relate better to children than adults and may feel more comfortable with children and their interests.
5. May have few close adult friends.
6. Usually prefer children in a specific age group.
7. Usually prefer one gender over the other; however, some are bisexual in their preference.
8. May seek employment or volunteer opportunities with programs involving children in the preferred victim age group for this type of offender.
9. Pursue children for sexual purposes and may feel emotionally attached to the extent that emotional needs are met by engaging in relationships with children. Example: An adult man spends time with neighbor children or relatives and talks at length about his feelings for them or his own feelings of loneliness or loss in order to get the child's sympathy.
10. Often photographs or collects photographs of their victims dressed, nude or involved in sexual acts.
11. May collect child erotica and child-adult pornography which may be used in the following ways:
 - To lower the inhibitions of victims.
 - To fantasize when no potential victim is available.
 - To relive past sexual activities.
 - To justify their inappropriate sexual activities.
 - To blackmail victims to keep them from telling.
12. May possess alcohol or narcotics and furnish them to their victims to lower inhibitions or gain favor.
13. Talk with children in ways that equalize their relationship.
14. May talk about children in the same manner as one would talk about an adult lover or partner.
15. May seek out organizations and publications that support his or her sexual beliefs and practices.
16. May offer to baby-sit or take children on trips in order to manipulate situations to sleep with or near children or bathe or dress them.
17. May be seen at parks, playgrounds, or places frequented by children or teenagers.

Behavioral Indicators of Children That May Have Been Molested

It is important to consider the possibility of sexual abuse when the child:

- Has difficulty walking or sitting
- Demonstrates bizarre, sophisticated or unusual sexual knowledge
- Becomes pregnant or contracts a venereal disease, especially if under the age of 14
- Complains of pain/itching in the genital area
- Has torn, stained or bloody underclothing
- Displays drawings or writing that may have strong or unusual sexual themes
- Repeatedly attempts to run away from home
- Is overly mature in appearance or behavior
- Expresses that s/he or another child is sexually involved with an adult

Often, behavior problems at school can be indicators of some form of abuse. For example, the child may:

- Be inhibited, shy, withdrawn and have extreme difficulty making friends or establishing peer relationships
- Be hyperactive, especially in younger children
- Exhibit signs of depression through such indicators as low self-esteem and suicidal or self-injurious behavior
- Begin to bedwet, especially in younger children
- Be extremely promiscuous, especially between the ages of 11-13
- Act without seeming regard for personal safety and self-respect
- Begin abusing drugs and alcohol (even in younger children)
- Suddenly refuse to change for gym class or to participate in physical activities
- Begins to violate the law

Intra-familial child abuse

The **incestuous or intra-familial molester** is usually an adult male (father, stepfather, grandfather, or live-in boyfriend of the mother) — however, mothers or other female caregivers also sexually abuse children. The molestation is usually secretive and is sometimes accomplished through misuse of power, mental duress, bribes, tricks or misuse of parental role under the guise of sex education, and threats.

Common threats may include: that the child would be removed from the family if they do not succumb to the offender's wishes; that they would be blamed for hurting the family if the offender is arrested; or, that a sibling would be sexually abused if the victim does not consent. Often the offender will act needy or emotionally distraught as a result of marital problems, thereby needing the attention of the victim.

The molestation usually occurs over an extended period of time, occasionally into the victim's adulthood. Through intimidation, the child is made to feel responsible for the molestation and for keeping the acts secret. This secret is normally kept between the offender and the victim, or within the immediate family.

There are many situations where a family with children can be vulnerable to sexual abuse. These may include single-parent families where the parent has a full-time job and is attempting to fulfill the role of both parents (as well as run the household); situations where family conflicts leave a child feeling alienated or abandoned. An offender may attempt to start a friendship with this child in hopes of manipulating them into a sexual relationship; or, in some cases, male offenders seek out mothers who are single parents for the purpose of victimizing their children. In these cases, he may have a genuine attraction to the mother, but a hidden agenda of grooming the children for victimization.

Children from all types of families can be vulnerable to child molesters. Any child whose needs for attention or affection are not being met can be particularly vulnerable. It is important to remember that because adults have power over children, any child can be at risk.

Safety Tips for Children

As soon as a child is old enough to articulate a sentence, he or she can begin the process of learning how to protect him or herself against abduction and exploitation. Children should be taught all of the following safety measures and tips.

Who I am and where I live

Teach children about who they are including their full name, date of birth, complete address, phone number (including area code), and their caregiver's full names.

What to do if I am lost

If you are in a public place and get lost, don't wander around. Go to a checkout counter, the security office, or the lost and found. Tell the person in charge that you are lost.

Check first

Always check with your parents, teacher, baby-sitter, or caregiver before getting into a car or going anywhere with any person. **Check first** before going into a neighbor's house. **Check first** before going anywhere. Your caregivers need to know where you are.

Use the buddy system

It's more fun and there is safety in numbers. You should not be wandering around the neighborhood after dark or alone.

Stay away

If someone follows you on foot or in a car, stay away from him or her. You shouldn't go near the car or talk to the people inside.

Don't assist adults

No one should be asking you for directions or to look for a lost puppy or to ask for assistance. Adults should ask adults, not children.

Run, scream, get away!

If someone tries to take you away, your best defenses are your legs and your voices. Yell, "I don't know this person, and they're bothering me." Try to run and scream before they get too close. Call 911 on any phone. It's a free call; you don't need money.

Never hitchhike

Hitchhiking may put you at risk for a dangerous situation.

Don't keep secrets

Don't keep secrets that make you feel uncomfortable. No one should ask you to keep a special secret. Tell an adult you trust.

Your body is special and private

No one should touch you in the parts covered by your bathing suit, nor should you touch anyone else in those areas.

Know that you are special

If you have a problem — any kind of a problem — you can talk to your parents, a teacher, a counselor or principal, a police officer, a friend of the family, or another adult that you trust.

You can call 911

If you have an emergency, or are in a situation where you feel you are in danger, **call 911**. You can call for help.

Be Alert to Common Tricks

The bribe or offer trick

The victim is offered something he or she might want. A young child might be offered candy, a toy, or gum; a teen might be offered money, free food, a ride, or trip to some place novel or exciting. Sometimes a person will take a valued belonging and then offer to return it only if the victim goes with the person, or allows sexual contact.

The animal trick

The person is lured away from others by an invitation to play with, or receive a gift of a puppy or kitten, or some other cute or unusual animal.

The emergency trick

A person pretends that a fire, accident, illness, death, or some other emergency has happened to the victim's family, home, or friend. Or the person says there was a change in plans, and he/she was to pick the child up because the prearranged ride fell through.

The help trick

Someone asks the child/teen for help: For directions, to use the phone, to carry heavy bags, to search for someone or something lost, like a pet, child, or money.

The friend trick

A person pretends to know the family and says that the child's parents have asked him/her to come and give the child a ride home. A person pretends to have a mutual friend and uses that as a lure to separate the teen from others.

The bad-child trick

A person accuses the child/teen of doing something wrong. The child/teen is ordered to go with the person. Sometimes a real-looking badge or ID is shown as fake proof of the predator's official status. Sometimes a child/teen will be convinced by someone they trust that his/her parents do not want him or her around anymore because the child/teen is a troublemaker, nuisance, or obstacle to the parents' happiness.

The flattery trick

The person might ask the victim to go with him/her (posing as a photographer) so pictures or a video can be taken (team photo, newspaper story, acting, modeling, surveys).

The open-the-door trick

The person tricks the victim into opening the house door or car door. The person might look like a repair person, or say he/she needs to use the phone, or deliver a package, or needs help or directions. Sometimes a minor car accident is staged to get the victim to pull the car over and open the car door.

The secret trick

Sometimes victims are warned to keep physical and sexual harassment or assault a secret because: No one will believe them, it is the victim's fault, their parents and friends will be angry or reject them if they knew, or that something awful will happen to them or loved ones if they tell. Often the victimization continues because the victim is afraid these threats might be true.

Networking trick

Children and teens have been lured into dangerous situations by people using computer on-line services to make contact. The communications usually start as harmless exchanges, but then the predator asks for a face-to-face meeting, or the messages become increasingly sexual in content.

Safety Tips for Caregivers Talking with Children

Every parent should know and follow the safety tips offered below. Please take the time to read and share this information with your children.

Listen to Children

And believe what they are telling you.

Take responsibility

Know where your children are at all times. Be familiar with their friends and daily activities.

Build self-esteem

A child who has low self-esteem cannot protect himself/herself. Listen carefully to your children's fears, and be supportive in all your discussions with them, replacing fear with knowledge.

Teach decision-making

Children at all ages can make decisions. Practice early with little decisions so big decisions later are easier. Teach them to trust their own feelings, and assure them they have the right to say NO to what they sense is wrong.

Build support systems

Children need positive adult role models and need to know where to **go** for help.

Choose substitute caregivers carefully

Interview and monitor baby-sitters, group leaders, youth pastors, etc. Be alert to a teenager or adult who is paying an unusual amount of attention to your children or giving them inappropriate or expensive gifts.

Protect kids who are home alone

Set ground rules, emergency contacts, and responsibilities for latchkey kids.

Talk with children

Teach your children that no one should approach them or touch them in a way that makes them feel uncomfortable. If someone does, they should tell their parents immediately.

Be sensitive

Watch for changes in a child's behavior. They are signals that you should sit down and talk to your children about what caused the changes.

Use role-playing

Rehearse safety situations with your child. Give them power through knowledge. Play the WHAT IF? game.

Let kids be kids

Teach them what they need to know to be safe and let them know you will do your best to protect them. Don't scare the fun out of children.

Discover the Keys to Personal Safety

Tips on Personal Safety

Protecting yourself

Be prepared to physically and psychologically protect yourself. A good way to prepare is to think ahead. Here is a list of suggestions to help you do that.

- ◆ Think through how you usually react to crisis situations. Do you flee, freeze, or fight? Think of a few past examples to see if there is a pattern. You can change how you react by practicing a different response if needed.
- ◆ Talk to others about ways to handle confrontations and rehearse alternatives.
- ◆ There is no right or wrong way to react. Every situation is different. The best response depends on a combination of factors such as the location, the assailant, presence of weapons, your personal responses, etc.



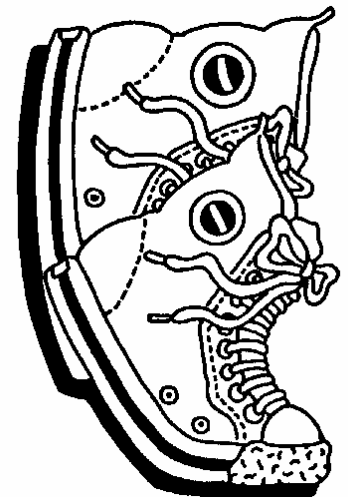
If you are being followed by someone in a car: Turn around and walk quickly in the opposite direction. Try to obtain the license plate number and a description of the car and call the police.

If you are being followed by someone on foot: Turn around to let the person know you see them. Immediately cross the street and walk or run toward a place where there is likely to be other people. Call the police or get someone else to call for you.

Walking

- ◆ Plan and use the safest and most direct route.
- ◆ Choose well-lighted streets at night.
- ◆ Stay alert to your surroundings; look confident and purposeful.
- ◆ Become familiar with businesses that are open late.
- ◆ If you feel uneasy, go directly to a place where there are other people.
- ◆ Walk with a friend if possible, particularly at night.
- ◆ Carry your keys and money in a pocket, not in a purse or wallet.


In cases involving verbal harassment: Ignore it and walk away. If you are alone at a bus stop, proceed to the next stop if there are other people there.



Your First Responsibility is to Yourself

Your car

- ◆ Drive with car doors locked and windows closed.
- ◆ Keep your wallet, purse, and valuables out of view while driving. Do not leave them next to you on the seat.
- ◆ If you see another motorist in trouble, do not stop. Call the police for assistance.
- ◆ Park in well-lighted areas. Look around before you get out of your car.
- ◆ Put valuables and packages in the trunk or out of sight before you arrive at your destination.
- ◆ Always lock the doors, no matter how soon you plan to return.
- ◆ When returning to your car, have the door key in hand. Look inside before you unlock the door and get in.
- ◆ If you are being followed while driving, go to the closest police or fire station and honk your horn. Or drive to an open business or gas station where you can safely call the police. Do not drive home or pull over to the side of the street.



At home

- ◆ If there is a stranger at your door, never indicate that you are home alone.
- ◆ Do not open the door to anyone you do not know without verifying his or her identity. Identification cards can be slipped under the door.
- ◆ If someone wants to use your telephone, offer to make the call yourself while the person waits outside.
- ◆ Never let a stranger through an apartment security entrance.
- ◆ Do not give any information to "wrong number" callers. Ask, "What number are you calling?"
- ◆ Never tell an unknown caller that you are home alone.
- ◆ Verify the identity and intent of any person calling for information about you by calling the person's agency.
- ◆ Hang up immediately if you receive threatening or harassing calls. Do not say anything. If the calls continue, keep a record of the date, time, and content of each call. Then notify the police and the Phone Company.

Face-to-face confrontations

When faced with danger, trust yourself. Your single most effective weapon is your own judgment. Rely on it to choose what you think is the best response at the time, whether it is to:

- run
- stall
- not resist
- negotiate
- verbally assert yourself
- scream to attract attention
- distract or divert the assailant
- physically resist—fight off the attacker

Always evaluate your resources and options. Continue to assess the situation as it is occurring. If the first strategy chosen is not working, try another.

Acquaintance Rape

Information and Resource Guide

Acquaintance rape, often referred to as date rape, is when a person is forced, threatened, or coerced to have unwanted sexual activity by someone the person knows. The rapist could be a classmate, a co-worker, a neighbor, a boyfriend, or a girlfriend. It may include unwanted sexual touch and/ or penetration. Acquaintance rape can happen anywhere, at anytime, to anyone.

The victim often does not seek assistance or tell anyone about the rape because they don't identify the experience as rape. They may feel ashamed, guilty, betrayed and frightened after being raped by someone they know.

Victims of sexual assault knew their assailants 91% of the time according to the Department of Justice. Forty-six percent of sexually active college women reported having had unwanted intercourse.

There is no single solution to preventing acquaintance rape. Everyone needs to be aware that it can happen. The following suggestions may help prevent acquaintance rape.

Know What You Want and Take Precautions

- ◆ Decide what your sexual limits are and make those limits clear to your partner.
- ◆ You have the right to change your mind—but remember; your partner only knows what you say.
- ◆ Trust your gut feelings. If the way your date acts makes you nervous or uneasy, get out of the situation.
- ◆ Check out a first date or a blind date with friends.
- ◆ Meet at public places when you're getting to know someone, especially on-line acquaintances. Going to an empty apartment, or a secluded area puts you in an isolated, vulnerable position.
- ◆ Be wary of people who are hostile or domineering, and/or act jealous.
- ◆ Carry money for a phone call or taxi, or take your own car.
- ◆ Don't leave a social event with someone you've just met or don't know well.
- ◆ Know that giving someone a ride, or accepting a ride (whether you know them or not) is a risk.
- ◆ Be careful not to let alcohol or other drugs decrease your ability to take care of yourself and make sensible decisions.
- ◆ End the date early if the person you are with becomes intoxicated.
- ◆ When you say "No," say it like you mean it. If you are ignored, it is okay to get angry.
- ◆ Be willing to make a scene to attempt to get out of a troubling encounter.
- ◆ Have an agreement with a friend or relative that you can call them at any time and they will come and get you with no questions asked.
- ◆ Consider taking a self-defense class to increase your confidence, learn to act more assertively, and attack forcefully if needed.

Remember...

- ◆ If you use force against someone to have sex, you are committing a crime, even if: he or she flirted or led you on, had sex with you or one of your friends before, or agreed to have sex with you and then decided not to.
- ◆ Believe a person when they say no. NO means NO. Everyone has the right to set the limits for their body.
- ◆ Don't assume that you know what a person wants. Ask. Give them time to decide, without pressure from you.
- ◆ Your ability to make smart decisions is lessened when you are drunk or high.
- ◆ If your date is not sober enough to give consent and you force or coerce sex—that is still rape.

If You Are Attacked

Every rape situation is different. Only you can decide which course of action is appropriate. Be aware that some of the following actions could help you to escape from a potential rape or they could expose you to further harm.

- ◆ Look for distractions to take his/her mind off of you. That second or minute of distraction might give you time to escape or seek help.
- ◆ Use your voice. Scream, “I’m being attacked! Call 911!”
- ◆ Use your body. Use a self-defense tactic on vulnerable target areas — eyes, neck, nose, ribs, instep, knees, and groin.
- ◆ Know your effective weapons—fists, feet, knees, elbows, head, teeth, fingernails and keys.
- ◆ Consider passive resistance such as vomiting, urinating, or telling the attacker that you have a disease.

After An Acquaintance Rape

1. **Do not bathe, shower, douche, or change clothes.** Be aware that date rape drugs cannot be detected after you’ve urinated once.
2. Call 911 immediately to report the rape to the police. They will recommend that you be seen by a health care professional who will keep medical information on record to support a case.
3. Sexual assault exams can be obtained at any of these hospitals: Hennepin County Medical Center, Abbott Northwestern, North Memorial, Methodist, and Fairview Riverside, University or Southdale.
4. Do not disturb the crime scene by straightening up or cleaning.
5. Consult a trained rape crisis counselor, rape crisis hotline, hospital, mental health center, or trusted friend who can give you emotional support.

If It Happens To Someone You Know

1. Support them with any needed follow-up such as calling the police, contacting a hotline, or going to the hospital.
2. Listen, don’t judge.
3. Give comfort. Let them know that they are not to blame.

Date Rape Drugs

Rohypnol and GHB are called “date rape” drugs because they can be slipped into someone’s drink and a sexual assault can take place without the victim’s consent or knowledge. When the drugs are put in a drink, they are colorless, odorless, and may even be tasteless.

Rohypnol

Street names include roofies, roopies, circles, and the forget pills. It works like a tranquilizer by causing muscle weakness, fatigue, slurred speech, loss of motor coordination and judgment, and amnesia that lasts up to 24 hours. It looks like an aspirin—small, white and round.

GHB

Also known as liquid X, vita-G, G-juice, salt water, or scoop. It can cause quick sedation. Its effects are drowsiness, nausea, vomiting, headaches, dizziness, coma, and death. It’s most common form is a clear liquid although it can also be a white, grainy powder.

Taking Care Of Yourself And Your Friends

- ◆ Be careful when drinking with someone you don’t know well.
- ◆ Be wary of exchanging drinks or leaving your drink unattended.
- ◆ Don’t drink anything that has an unusual taste or appearance (e.g., salty taste, excessive foam, unexplained residue).
- ◆ Appoint a designated “sober” person when you go to parties or bars. Have a plan to periodically check up on each other. If one of your friends appears very intoxicated, gets sick after drinking a beverage, passes out and is difficult to awaken, seems to be having difficulty breathing, or is behaving in an uncharacteristic way, take steps to get help. Call 911 for emergency medical assistance.

CRIMINAL SEXUAL CONDUCT (CSC) A SUMMARY OF ELEMENTS

1ST DEGREE CSC

A. 1st degree CSC requires proof of "sexual penetration" and one or more of the following elements:

1. Victim is under 13 and defendant is over 3 years older.
2. Victim is 13, 14, or 15, defendant is 4 years older, defendant is in Position of Authority over victim, and defendant uses that position so victim will submit.
3. Victim is under 16, and
 - a. defendant has Significant Relationship to victim; or
 - b. defendant has Significant Relationship to victim, and:
 - i. uses force or coercion,
 - ii. uses or threatens use of a real or fake weapon,
 - iii. causes victim reasonable fear of imminent great bodily harm,
 - iv. causes personal injury to the victim, or
 - v. there are multiple sexual acts committed over an extended time.
4. Victim has reasonable fear of great bodily harm.
5. A dangerous weapon is used or threatened.
6. Defendant causes personal injury to victim, and:
 - a. defendant used force or coercion; or
 - b. defendant knows or has reason to know victim is:
 - i. mentally impaired,
 - ii. mentally incapacitated, or
 - iii. physically helpless.
7. Defendant is aided or abetted by accomplices, and:
 - a. an accomplice uses force or coercion, or
 - b. an accomplice uses or threatens the use of a real or fake dangerous weapon.

2ND DEGREE CSC

A. 2nd degree CSC requires proof of "sexual contact" with elements the same as 1st degree.

3RD DEGREE CSC

A. 3rd degree CSC requires proof of "sexual penetration" and one or more of the following elements:

1. Victim is under 13, and defendant is less than 3 years older.
2. Victim is 13, 14, or 15, and
 - a. defendant is 2 years older
3. Victim is 16 or 17, and

- a. defendant has Significant Relationship to victim; or
- b. defendant is in Position of Authority over victim, and defendant is over 4 years older, and uses that position so victim will submit; or
- c. defendant has Significant Relationship to victim, and:
 - i. uses force or coercion
 - ii. uses or threatens use of real or fake weapon,
 - iii. causes victim reasonable fear of imminent great bodily harm.
 - iv. causes personal injury to the victim, or
 - v. there are multiple sexual acts committed over an extended time.
4. Defendant uses force or coercion.
5. Defendant knows or has reason to know victim is:
 - a. mentally impaired
 - b. mentally incapacitated, or
 - c. physically helpless.
6. Defendant is aided or abetted by accomplices, and:
 - a. an accomplice uses force or coercion, or
 - b. an accomplice uses or threatens the use of a real or fake dangerous weapon.

RAPES IN A THERAPEUTIC SETTING

1. Defendant is a psychotherapist, and
 - a. victim is a patient, and the act occurs during a therapy session; or
 - b. victim is a patient or former patient, and the victim is emotionally dependent on defendant; or
 - c. victim is a patient or former patient, and the act results from a therapeutic deception.
2. The defendant is a health care professional, and the act occurs by means of false representation that it is for a bona fide medical purpose.

4TH DEGREE CSC

A. 4th degree CSC requires proof of "sexual contact" with elements the same as 3rd degree. Other elements are:

1. Victim is 13, 14, or 15, and
 - a. defendant is 4 years older; or
 - b. defendant is in a Position of Authority, and uses that position so victim will submit.

5TH DEGREE CSC

This statute makes any nonconsensual sexual contact a gross misdemeanor.

1. Includes removal or attempt to remove clothes over intimate parts.
2. Excludes touching clothing over the buttocks.

CRIMINAL SEXUAL CONDUCT - IMPORTANT DEFINITIONS

1. SEXUAL CONTACT

Means touching of the genital area, groin, inner thigh, buttocks, or breast, or the touching of the clothing covering the immediate area of those parts with aggressive or sexual intent.

2. SEXUAL PENETRATION

Means sexual intercourse, cunnilingus, fellatio, anal intercourse, or **any** other intrusion in the genital or anal openings.

3. POSITION OF AUTHORITY

Means a parent, a person with parental rights, duties, and responsibilities, or a person who has a responsibility for the health, welfare, or supervision of a child.

4. SIGNIFICANT RELATIONSHIP

Means a parent, stepparent, guardian, certain enumerated relatives, or an adult who lives with the victim but isn't married to him/her.

5. MENTALLY IMPAIRED

Means one who lacks judgment to give reasoned consent because of defects in intelligence or a substantial psychiatric disorder.

6. MENTALLY INCAPACITATED


Means one who lacks judgment to give reasoned consent because of the involuntary consumption of an intoxicating substance.

7. PHYSICALLY HELPLESS

Means someone who (a) is asleep or unconscious; (b) is unable to withhold consent because of a physical condition; or (c) cannot communicate non-consent and the defendant knows it.

8. DEFENDANT

Is the person charged with the crime.



GENERAL RESOURCES AND REFERRALS

Call 911:

Whenever you see a crime in progress, require police assistance, feel a situation is suspicious or out of the ordinary.

Oakdale Police Department Records Office

1584 Hadley Avenue N.
Oakdale, Minnesota 55128
Records: 651-738-1025
Fax: 651-730-2828

Neighborhood Watch Program

If you are interested in setting up a Neighborhood Watch Group, please contact Officer Michelle Stark at email michelle.stark@ci.oakdale.mn.us or phone 651-702-5204

Minnesota Department of Corrections

The Department of Correction's role in Community Notification is to assess the "risk level" of each predatory offender before release from a correctional facility. Searchable database for level 3 offenders.

Minnesota Department of Corrections
1450 Energy Park Drive Suite 2011

651-642-0200

www.doc.state.mn.us

<http://www.corr.state.mn.us/level3/search.asp>

Washington County Sexual Assault Answering Service (24 hour number)

Provides phone counseling, information, and referral, advocacy and accompaniment to hospital, police and courtroom.

651-777-1117

Stop it Now

Provides information and resources to help adults prevent sexual abuse before it happens. Provides parents with resources on how to talk with your children.

651-644-8515

Hotline 1-888-PREVENT (773-8368)

www.stopitnow.com/mn

Tubman Family Alliance (24 hour number)

Crisis intervention, safe homes, referral and advocacy resources.

612-825-0000

www.tubman.org

Jacob Wetterling Foundation

Information on child exploitation/abduction prevention, and resources for parents on how to talk with your children.

1-800-325 HOPE (4673) Greater Minnesota

651-714-4673 Metro Area

www.zeroabuseproject.org

Missing Children of Minnesota

Non-Profit agency which provides resources and help to families of runaway and missing youth.

612-334-9449

www.missingchildrenmn.org

National Center for Missing and Exploited Children

Provides information and resources for parents, child care providers and law enforcement to prevent child exploitation and resources for internet safety and how to talk with your children.

Phone: 703-224-2150

Fax: 703-224-2122

1-800-THE-LOST (1-800-843-5678)

<http://www.missingkids.com>

Minnesota Sentencing Guidelines Commission

The Commission developed and now maintains a model for rational and consistent sentencing standards for felony offenders

Phone: 651-296-0144

<http://www.msgc.state.mn.us>

Minnesota Legislature

The legislature establishes the laws that govern citizens and mandate actions of the state agencies. Questions about laws should be directed to the legislators in the Senate and House.

Senate Information.....651-296-0504

House Information.....651-296-2146